

Snapshot of Quality of Life in Huron

June 16, 2023



United Way
Perth-Huron



**Social Research &
Planning Council**

Topics



Demographics



Diversity



Mental Health



Community Wellbeing

& Safety



Food Insecurity

Living Wage +
recommendations



Income

Living Wage Advocacy



Housing

Homelessness + Connection Centres






Social Research & Planning Council



SHARE KNOWLEDGE

Facilitate and
educate, advocate



COLLABORATE

Connect with
stakeholders,
governments and
community members



SOCIAL PLAN

Develop action
considerations



MAKE CHANGE

Improve human
service systems and
quality of life



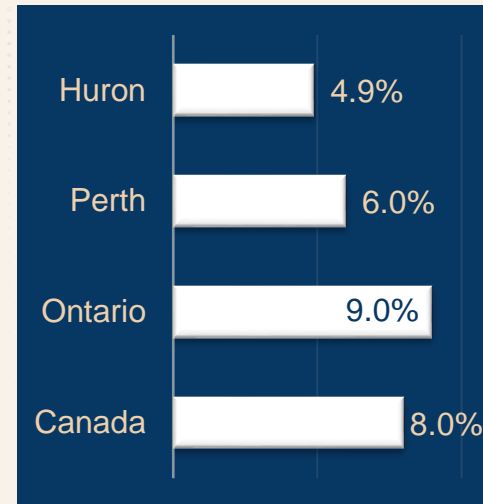
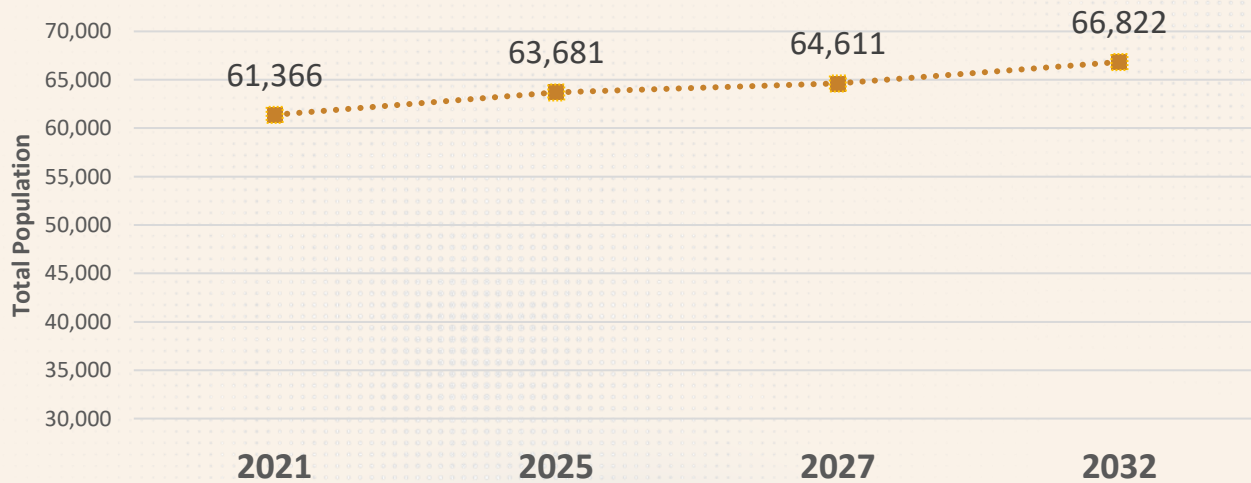


✕ 3.5% Population Growth

In Huron: 61,366



Projected Population, Huron, 2021–2032

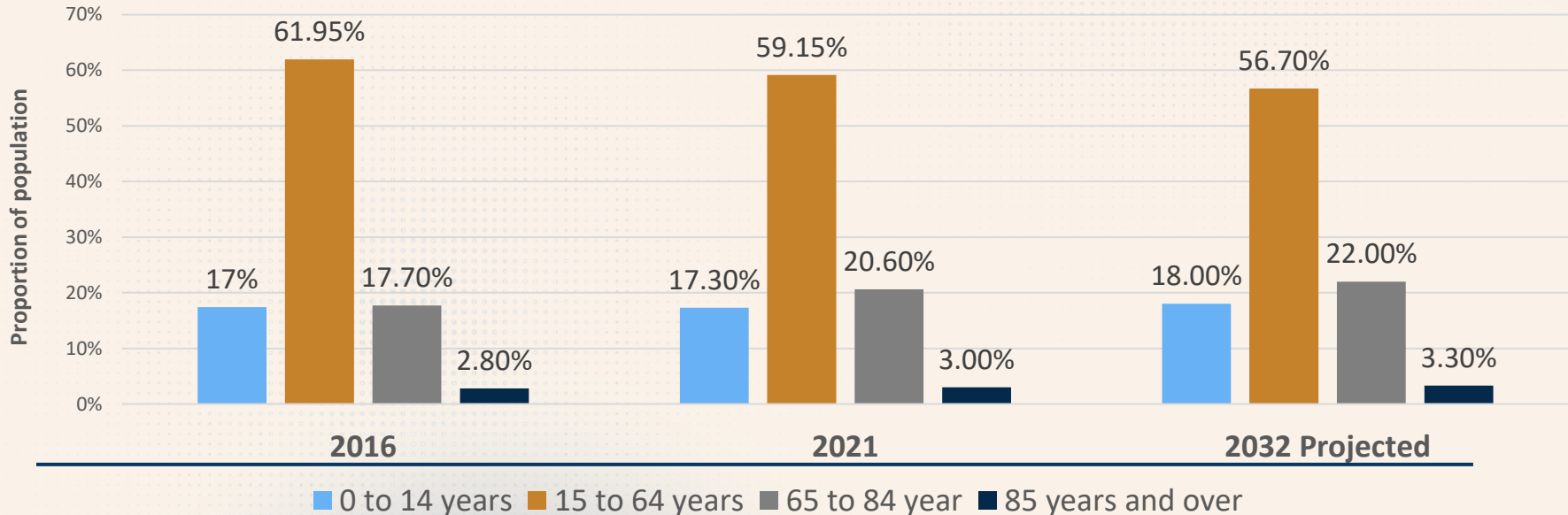


☆ Population Features



Age Distribution Trends, 2015 to 2030

Age of Population, Perth-Huron 2016 , 2021 and 2032

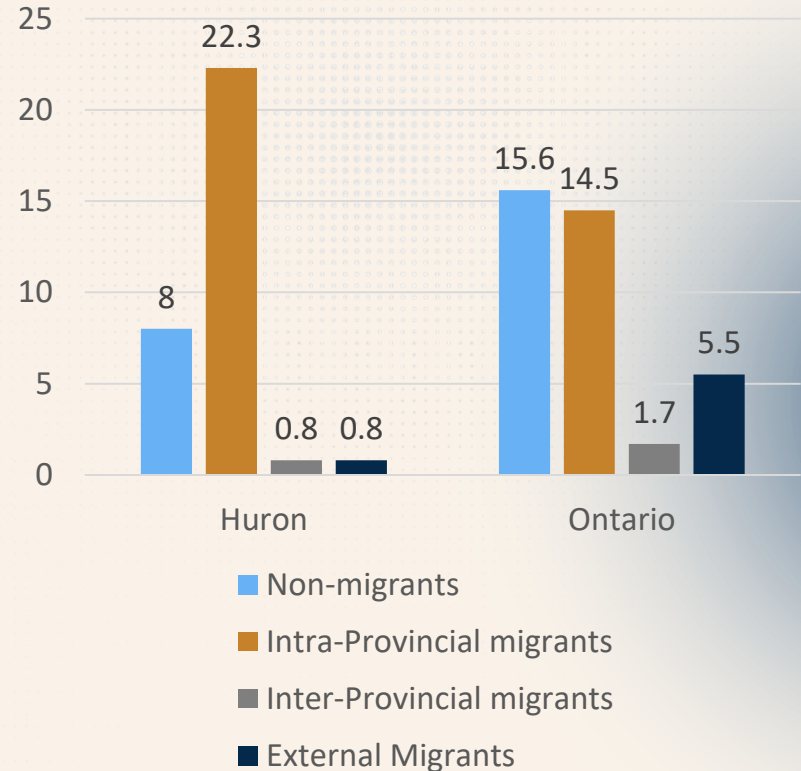




Mobility Trends

Mobility Status Five years ago, Census 2021

1. Overall migration numbers have remained comparable from 2016 to 2021
2. The proportion of **intra**-provincial migrants in Huron is **higher** than the provincial average.
3. The proportion of **external** migrants— those who come from outside Canada— is **very low** in Huron, as is the proportion of inter-provincial migrants— people who have moved from other provinces



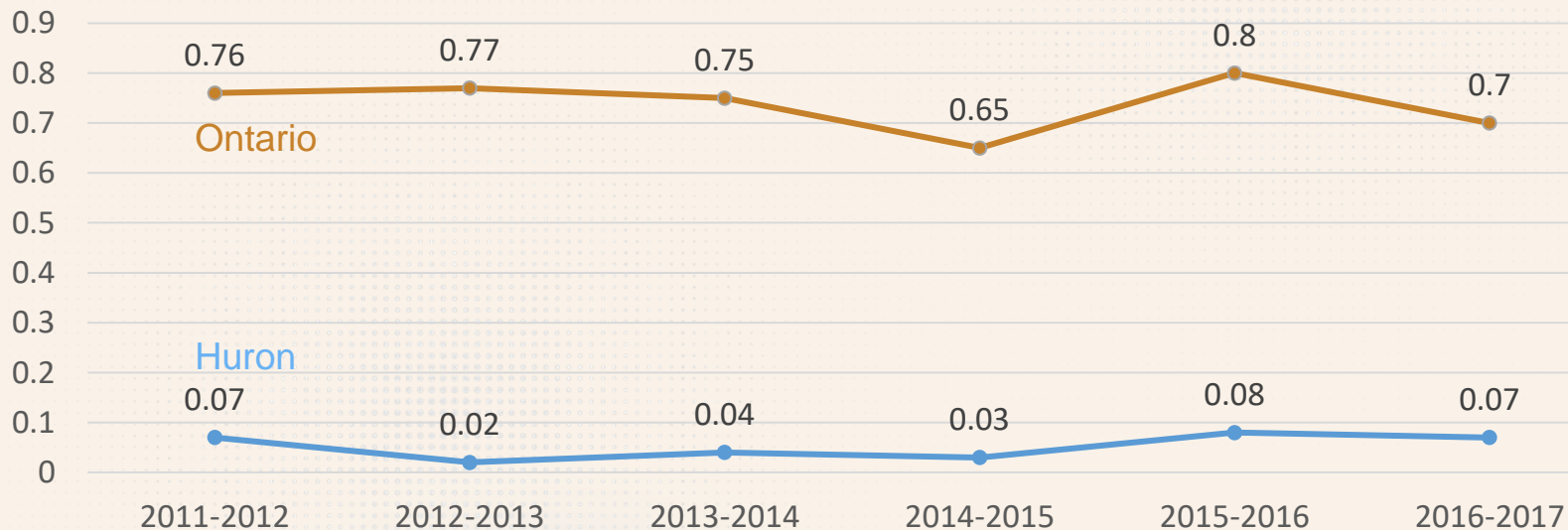


Immigration



4,200 or 6.9% of population are immigrants in Huron

Immigrant arrival as a percentage of total population, Huron, 2011 to 2017

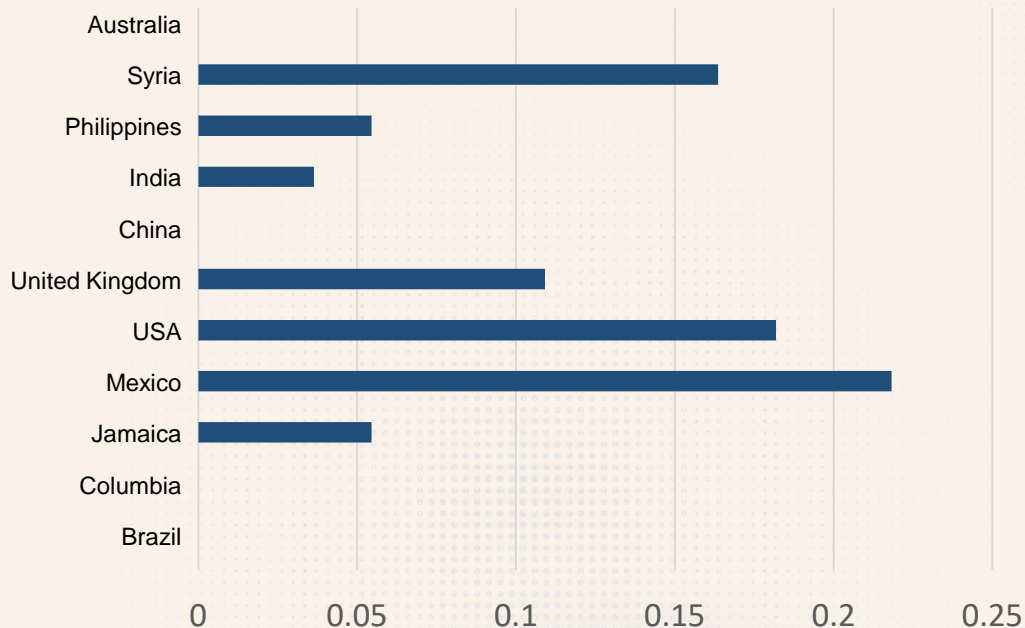




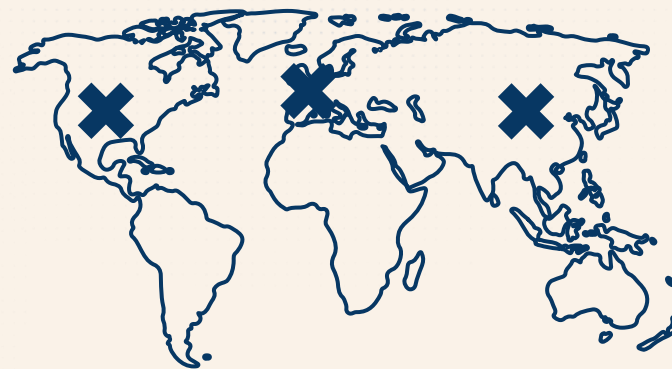
Recent Immigration



Place of Birth by Country



- **47%** of recent immigrants in Huron were from the **Americas**
- **30%** were from **Asia**
- Almost **70%** of all immigrants living in Huron are from **Europe**

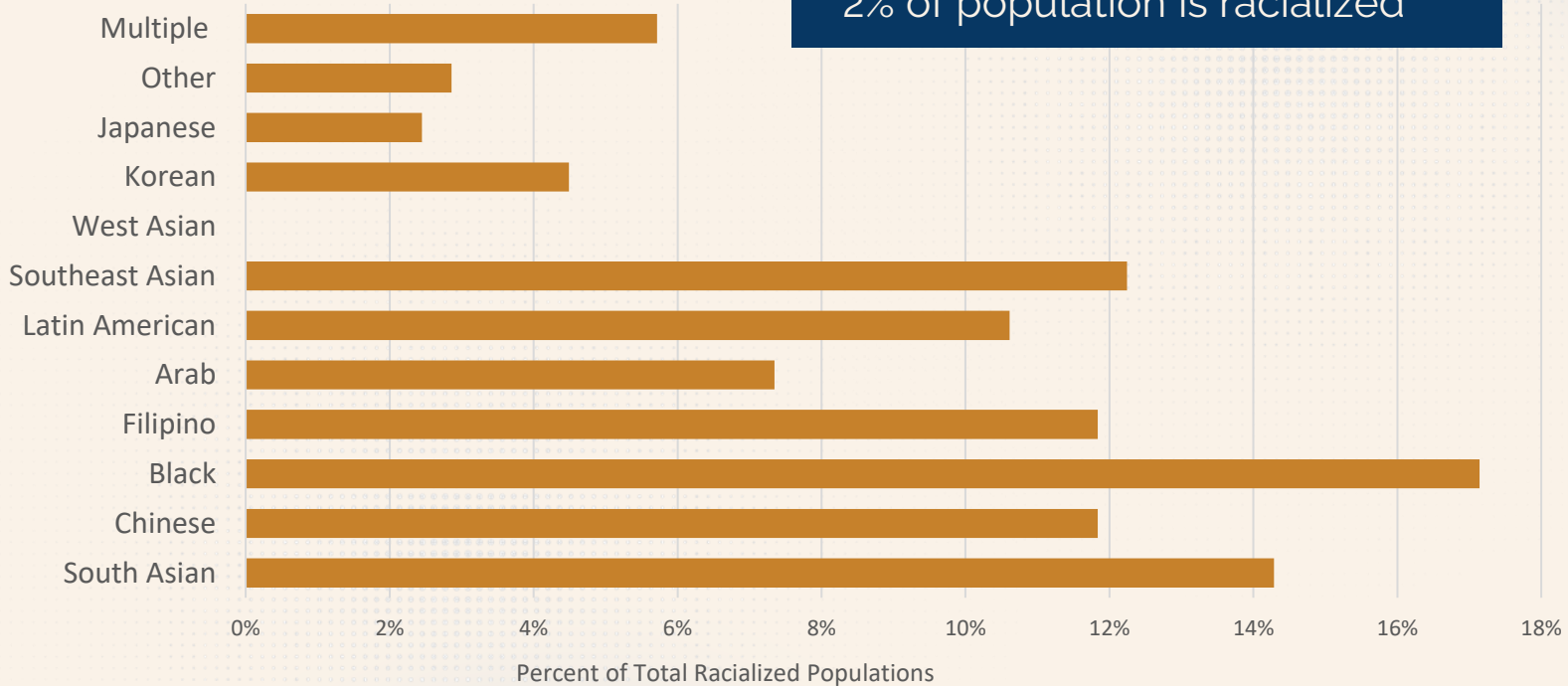




Racialized Populations in Huron











2% of population is racialized





Indigenous Populations in Huron



	Total Indigenous identity for population in private households	First Nations % of Total	Métis % of Total	Inuk (Inuit) % of Total	Indigenous responses not listed % of Total
Huron	1.9% 1,135	55% 	39% 	0% 	5% 
Onatrio	2.4% 339,470	62% 	33% 	1% 	2% 





Health & Wellbeing

2022 data shows a shift towards worsening mental health as the pandemic continued to affect our lives

ONTARIO

58% 



Excellent/Very good

of the **Ontarian** population reported their general health as "Excellent" or "Very Good" (13% as fair or poor)

HURON

74% 



Excellent/ Very good

of **Huron** population self-rated their mental health as 'Excellent' or 'Very Good' (only 6.3% are fair or poor)

HURON 

20% 



Very Stressful

Across all age groups, less than 20% of individuals reported finding life to be quite or very stressful, lower than the provincial average.



Work/Life Balance



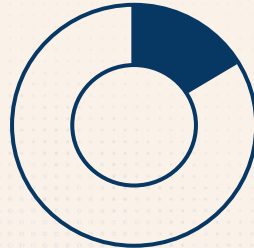
Rate of work | Life balance
Satisfaction (2021)

Number of Hours Worked
at Main Job



Dissatisfied

14%



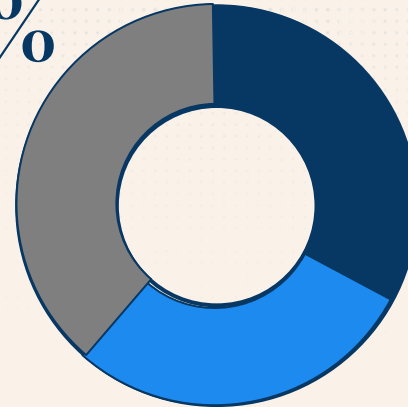
Satisfied

75%



41 or more

39%



35 or less

32%

36-40

29%

Employment in Huron



EMPLOYED

93%



UNEMPLOYED

0.70%



61% PARTICIPATION RATE

57% EMPLOYMENT RATE


7% UNEMPLOYEMENT RATE



Incomes

In Huron

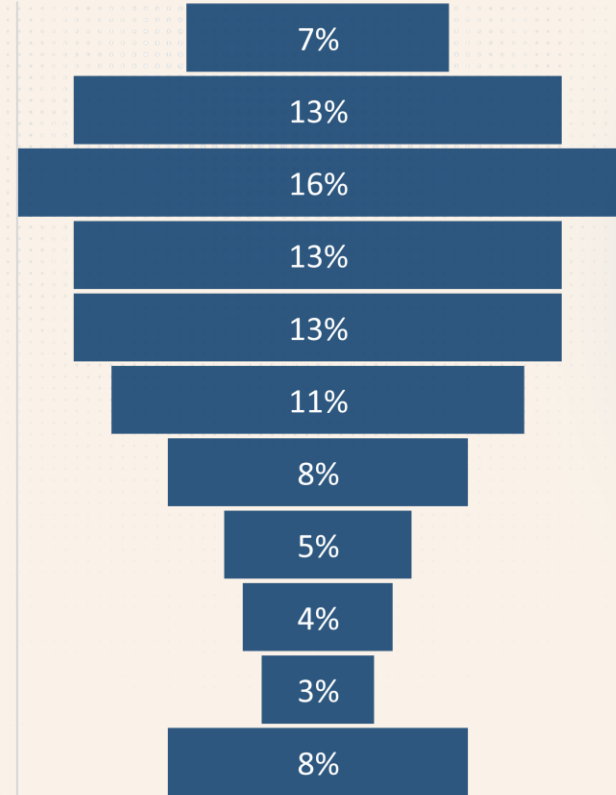
81%



of wages are below \$25/hour
based on 2020 data



Under \$10,000...
\$10,000 to \$19,999
\$20,000 to \$29,999
\$30,000 to \$39,999
\$40,000 to \$49,999
\$50,000 to \$59,999
\$60,000 to \$69,999
\$70,000 to \$79,999
\$80,000 to \$89,999
\$90,000 to \$99,999
\$100,000 and over



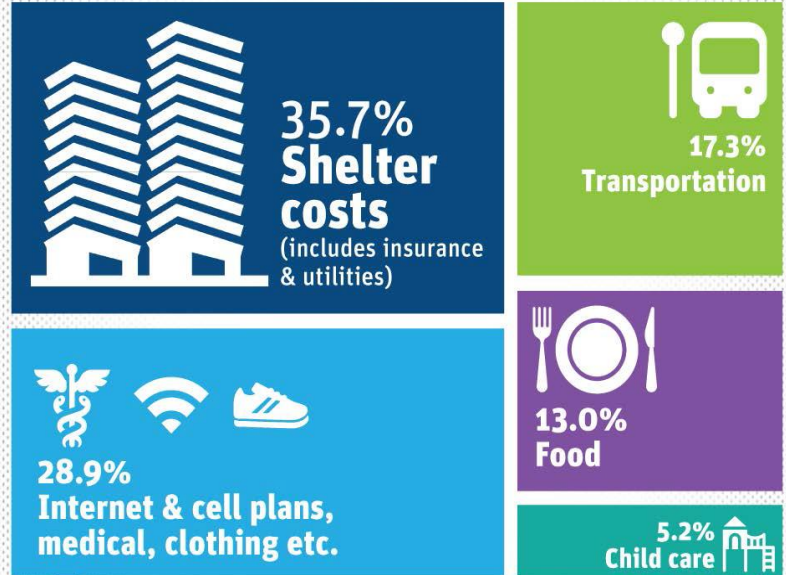
Incomes

In Huron



48 % of population (over 15) make less than the Living Wage*

2022 Living Wage Breakdown: Perth Huron



Figures represent an aggregation of 3 household types. For more: ontariolivingwage.ca/documentation

\$20.70/hr





Living Wage Calculation



Based on a 35-hour work week, the calculation* is determined using local data and considers the living expenses of a weighted average of family types.

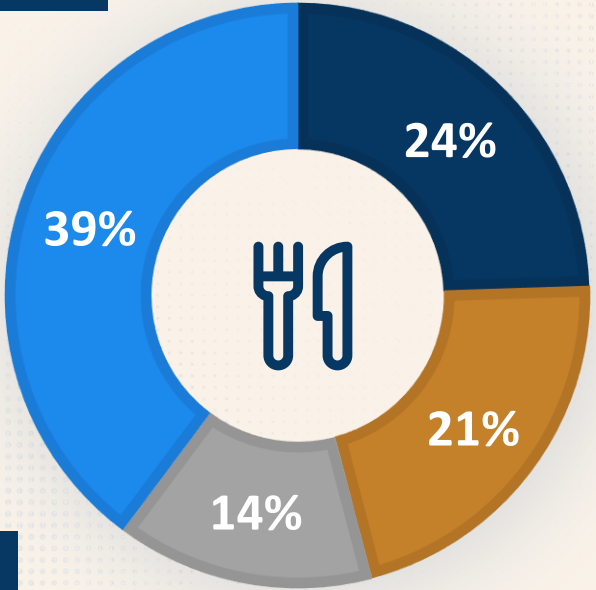




Household Food Insecurity



Past Twelve Months



Sometimes
Food didn't last

Often
Food didn't last

Rarely
Food didn't last

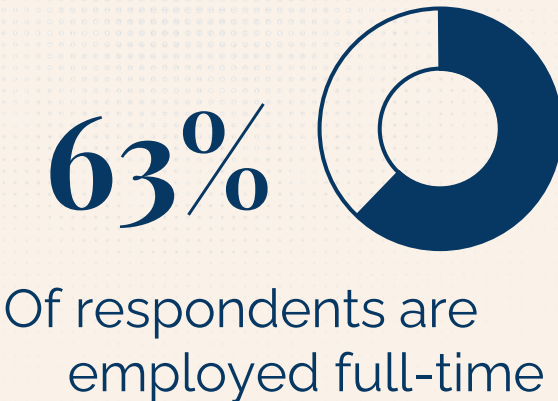
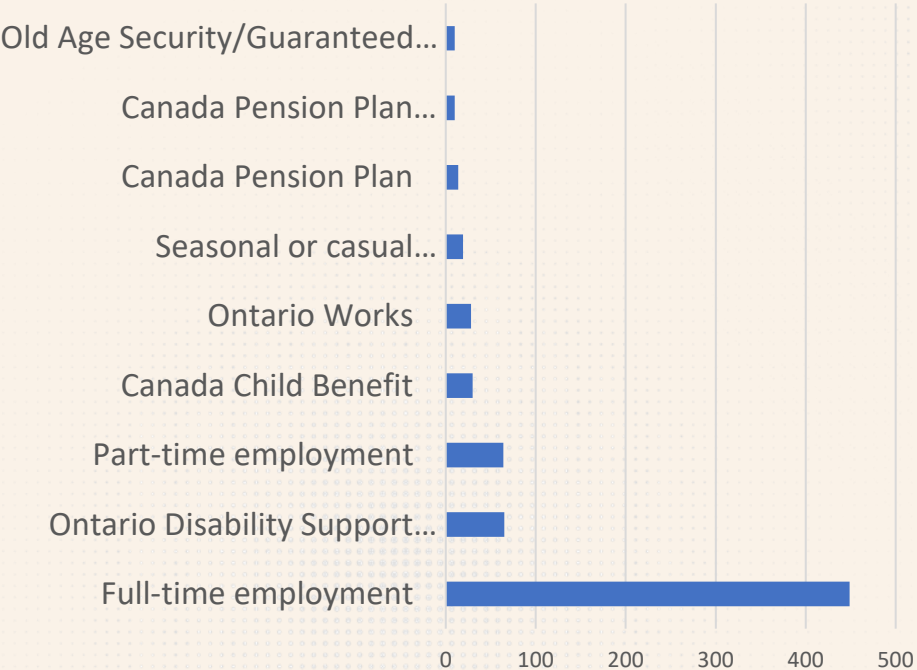
Never Food didn't last

= 63% facing Moderate or severe food insecurity



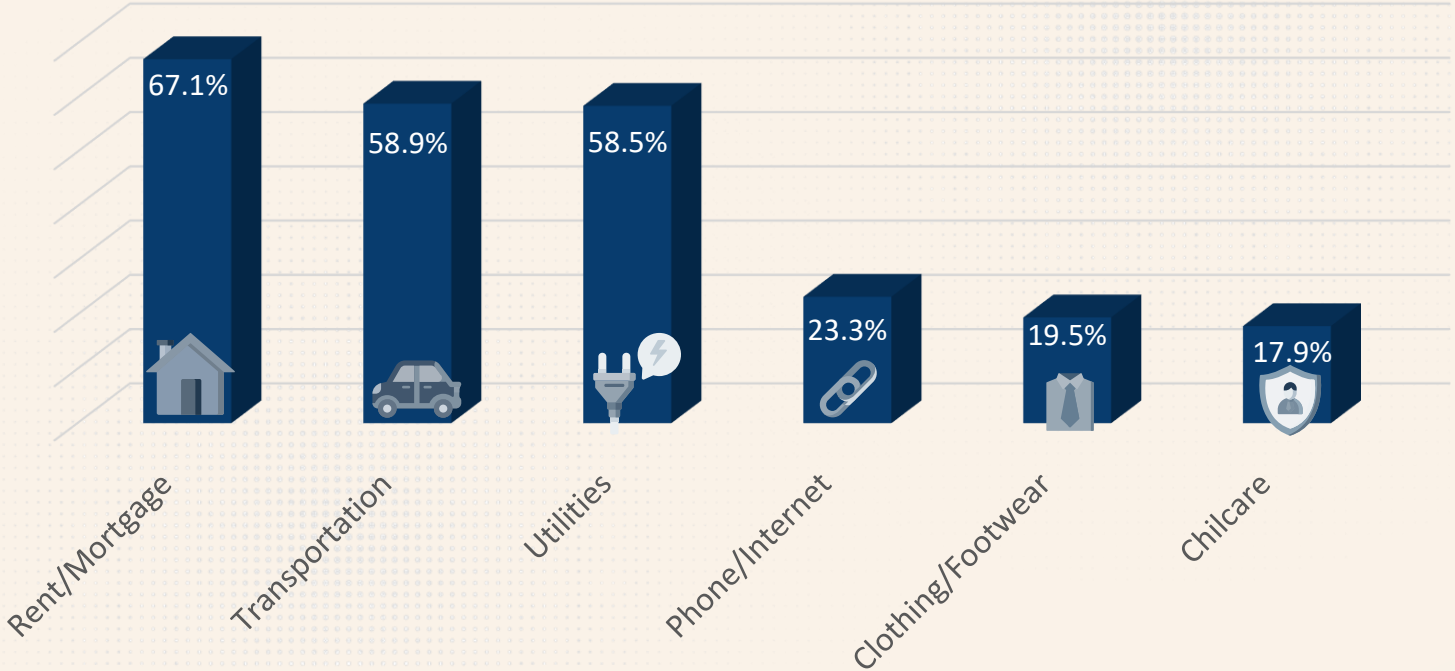


Food Insecurity and Income










Living Expenses Impact Food Budget





Income & Basic Needs



Income source Single Person	 Monthly Income	 Average One bedroom	 Cost of Food	 Spent on rent	 Spent on food
OW	\$863	\$1,258	\$386	146%	45%
ODSP	\$1,309	\$1,258	\$386	96%	29%
Old Age Security	\$1,885	\$1,258	\$279*	67%	15%
Minimum Wage	\$2,351	\$1,258	\$386	54%	16%
Living Wage	\$3,136	\$1,258	\$386	40%	12%



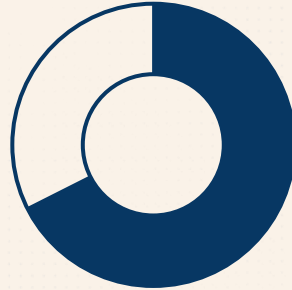


Housing and Homelessness



Homes

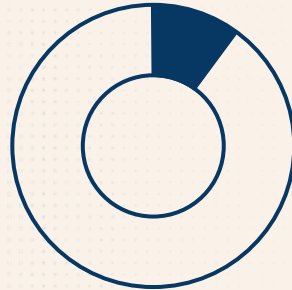
67%



From 2016 to 2021 Ontario average home prices have increased by 67%

Income

9.3%



Whereas, in the same period average household income in Ontario is up only 9.3%





Mitigation Strategies for Homelessness



Powered by: **211**





Connecting People to Services




REGIONAL
CONNECTION
CENTRES

VALUES



Dignity and Choice



Client Centred



Housing Focussed

Services



Community Belonging & Trust



80% 



Sense of Belonging

80% of Huron residents reporting a strong sense of belonging in their local community, 2020 -2021



62% 



Trust

62% of the population report a high or very high level of trust in their own community

47% report that *most* people can be trusted



73% 



Confidence

73% of people have a high level of confidence in their local merchants and businesses in Huron

Community Participation is High



33% 



Don't Participate

only 33% of residents (over 15) don't participate in a community group



43% 



Weekly participation

43% of residents participate at least once a week, + 22% participate in 3 or more groups



65% 



Volunteer 5 hrs+

On average, 65% of people volunteer more than five or more hours in a month

Thanks!

kcrane@perthhuron.unitedway.ca

226.752.5535

Perthhuron.unitedway.ca



Social Research &
Planning Council



United Way
Perth-Huron
